



# SATELLITE QUICK GUIDE

## TECHNICAL SPECIFICATIONS

# Satellite Quick Guide

## Technical Specifications

### Standard Terminal

#### For Static use-cases

Antenna	Electronic Phased Array
Field of View	100°
Orientation	Motorised Self Orienting
Dish Weight	2.9 kg (6.4 lbs) without Cable 3.6 kg (7.9 lbs) with 15.2 m (50 ft) Cable
Environmental Rating	IP54
Operating Temperature	-30°C to 50°C
Wind Speed	Operational: 50 mph+
Power Consumption	Average: 50-75 W
LAN	RJ45

### High-performance (HP) Terminal

#### For mobile use cases

Antenna	Electronic Phased Array
Field of View	140°
Orientation	Motorised Self Orienting
Dish Weight	6.9 kg (15 lbs) without Cable 9.4 kg (21 lbs) with 25 m (82 ft) Cable
Environmental Rating	IP56
Operating Temperature	-30°C to 50°C
Wind Speed	Operational: 50 mph+
Power Consumption	Average: 110-150 W
LAN	RJ45

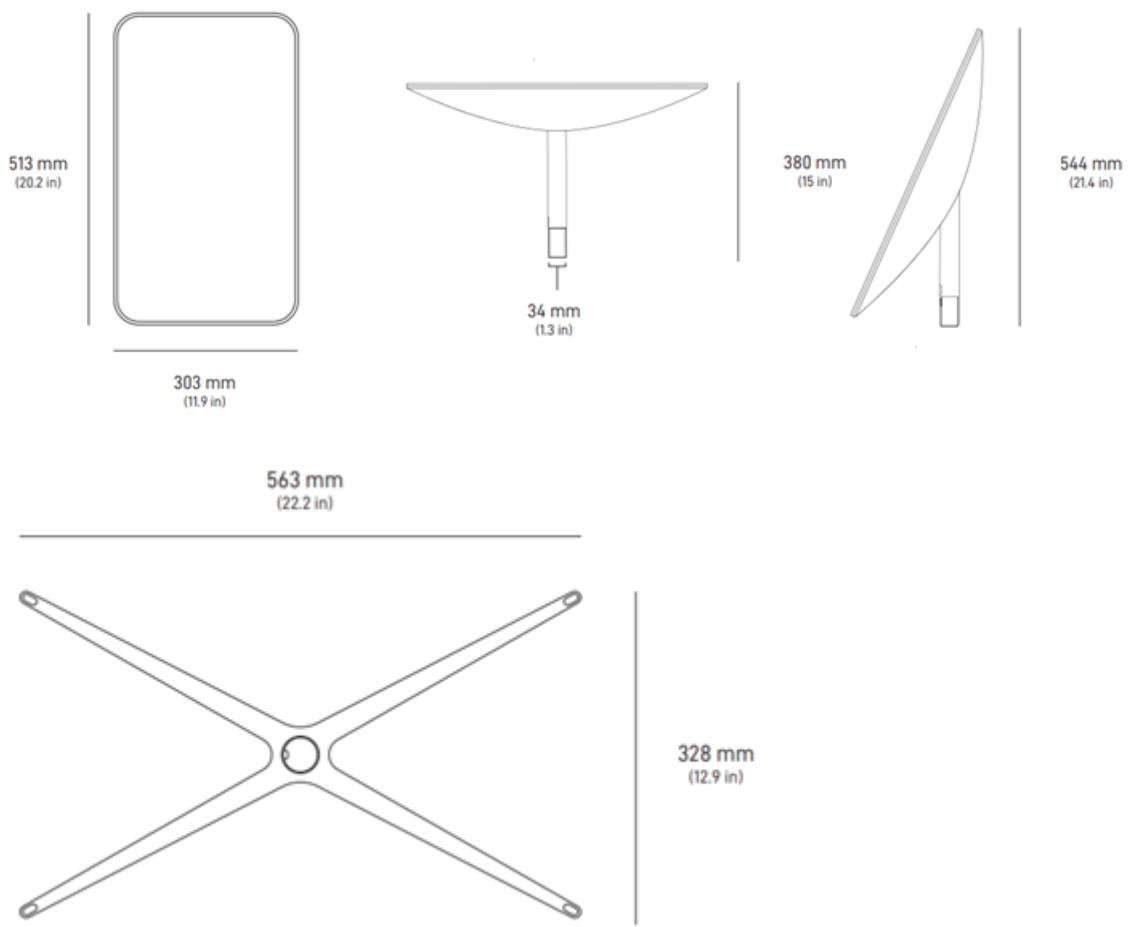
### Wi-Fi

#### Wi-Fi is Optional and can be bypassed.

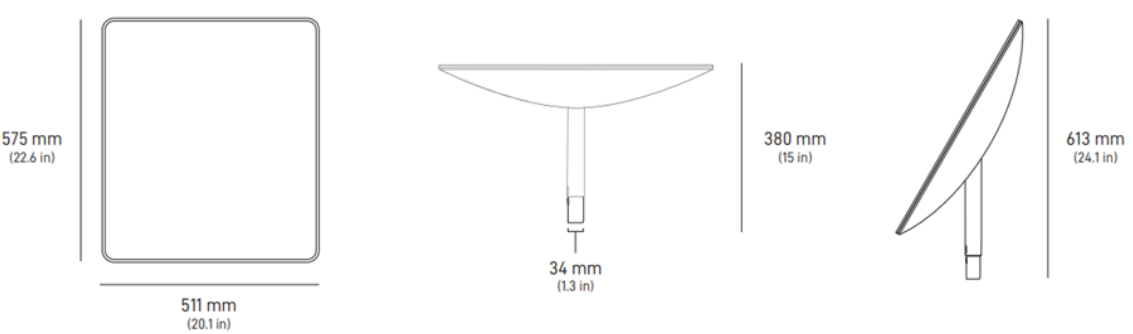
Wi-Fi	802.11ac Dual Band
Generation	Wi-Fi 5
Radio	Dual Band -3 x 3 MIMO
Operating Temperature	-30°C to 50°C
Weight	1kg
Security	WPA2
Environmental Rating	IP54

# Dimensions

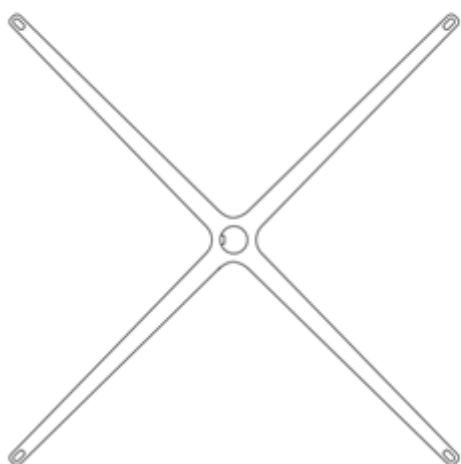
## Standard Terminal



## High Performance Terminal



560 mm  
(22 in)



560 mm  
(22 in)