



# MY BASE





## INTRODUCTION





# My Base





## Introduction



[My Base](#) provides Installers with the ability to manage and configure DualCom Pro devices on a handy App/Web portal.

Simply download [CSL My Base](#) from your appropriate App store and obtain log-in information from CSL (or the CSL web administrator within your company) to access these great features:

View path status 	Check signal strength 	View panel connection status 	Configure static IP information 
---	--	---	--

Amend panel connection 	Change pin configuration 	Check ATS path availability 	Remotely upgrade device firmware 
--	--	---	--

View Alarms (you must still check with your ARC that alarms are being received by them) 	Test Alarm 	Invert fault relay 	Configure outputs 
---	---	---	--

Amend Smart Reporting 	Add estate name 
--	--