




















MY BASE APP - PERMISSIONS GUIDE

My Base App - Permissions Guide

Guide

The My Base App enables Installer companies to work in the most efficient way possible. However, not everyone needs access to everything! This is why we have created different permission levels depending on the employee's role and responsibilities. The table below outlines the permission levels available. Contact us today via sales@csl-group.com to set your team up! Are you an Admin User? Simply login via CSL Live on a web browser to start managing your team's permissions!

Permission level	Suitable for	My Base login details are required	View current installation	View installed sites	Configure & test	Manage user access & notifications
View Only	Office Staff					
One Time Access*	Contractor/ 3rd Party	Serial number & connection ID of device required for access	24 hours only 		24 hours only	
Limited Site Access**	Engineers		Scan the QR code on device 	Scan the QR code on device 	Scan the QR code on device 	
User	Senior Engineers					
Admin***	Management					

IMPORTANT

* **One-Time Access** - access to the device is only available via a web browser - mybase.csl-group.com/new-install

** **Limited Site Access** - scan the device's QR code on-site to provide access via the My Base App

*** **Admin** - User Management is only available on CSL Live via a web browser, not via the My Base App