








# DUALCOM PRO 2 RANGE - LEDS COLOUR STATUS GUIDE

GUIDE









# DualCom Pro 2 Range - LEDs Colour Status Guide

## Guide

Once commissioned, the device will return to its quiescent/normal state. Only LED 3 should be visible.

LED 3	
	Red solid = Error found on the device (no commissioning performed)
	Amber flashing = Only one path is working on the dual-path system and the device is currently transmitting or receiving data (pdp context active)
	Amber solid = Only one path is working on the dual-path system, however it is able to transmit & receive data
	Green flashing = No errors found and the device is currently transmitting or receiving data (pdp context active)
	Green solid = No major errors found

Press A to view the connectivity status.

LED 1		LED 2	
	Red flashing = No signal / SIM not ready or LAN not connected		Red flashing = No signal / SIM not ready or LAN not connected
	Amber flashing = Registering / Signal is unacceptable / LAN connected but cannot transmit data		Amber flashing = Registering / Signal is unacceptable / LAN connected but cannot transmit data
	Green flashing = Signal is acceptable (3/10) but could be improved		Green flashing = Signal is acceptable (3/10) but could be improved
	Green Solid = Signal 4/10 (or above) or LAN connected		Green Solid = Signal 4/10 (or above) or LAN connected